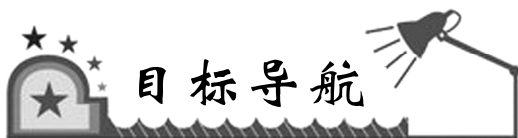




Module 1



1. 话题及功能：

对自己所熟知的人物、动物等进行外观、性格等方面的描述

2. 学习目标

(1) 学习目标语句：

This is...

He's/She's...

He's/She's a/an...

(2) 识别单词：

nice, shy, clever, naughty, cool, little, cute, bad, big, answer,
call, aunt, uncle

3. 模块语法：

“be+形容词”结构

Unit 1 She's a nice teacher.

基础巩固

I. Look, point and say. (看一看, 指一指, 说一说。)



shy



naughty



cute



cool

II. Read and number. (读一读, 写序号。)

1. They are my friends.

2. This is Ms Smart.

3. This is Xiaoyong.

4. This is Parrot.



()



()



()



()

III. Read and match. (读一读, 连一连。)

1. Maomao is a bit shy.



2. Ms Smart is a nice teacher.



3. Xiaoyong is a clever pupil.




4. Parrot is a naughty bird.



IV. Read and write. (读一读,根据课文内容填一填。)

a bit bad nice clever naughty


I'm Panpan. I have some friends. Look! This is Maomao. She's very nice. But she's _____ shy. This is Ms Smart. She's a _____ teacher. This is Xiaoyong. He's a _____ pupil. This is Parrot. He's very _____. But he's not a _____ bird.



V. Read and choose. (读一读,选一选。)

- () 1. This is Tongtong. She's _____ shy.
A. bit B. a bit C. some
- () 2. My father is _____ clever.
A. bad B. good C. very
- () 3. They _____ my friends.
A. are B. is C. am
- () 4. This is Lingling. _____ is a nice girl.
A. He B. She C. I
- () 5. _____ you answer the call now?
A. Are B. Do C. Can

VI. Read and write. (读一读,仿例子,写一写。)




This is my grandma.

She is nice.



_____ brother.

_____.



_____ sister.

_____.

Unit 2 He's cool.



I. Look, point and say. (看一看,指一指,说一说。)



my aunt



my uncle



my big brother



my little sister



my friend

II. Look and match. (看一看,连一连。)

My little sister is cute.



My friend is naughty.




My big brother is cool.



III. Look and choose. (看一看,选出不同类的单词。)

- | | | | |
|--------|------------|------------|----------|
| () 1. | A. clever | B. naughty | C. call |
| () 2. | A. friend | B. aunt | C. uncle |
| () 3. | A. nice | B. answer | C. cool |
| () 4. | A. he | B. my | C. she |
| () 5. | A. brother | B. little | C. big |

能力提升 

IV. Look and join. (看一看,连一连。)

1. this, my, is, brother (.)

2. clever, she, is, a, girl (.)

V. Read and write. (读一读,仿照例子写一写。)

1. I
nine
tall
English



I am a girl.
I am nine.
I am tall.
I like English.

2. Tom
ten
tall
football




Tom is a boy.
He is _____.
He is tall.
He likes _____.

3. Mary
eleven
short
music



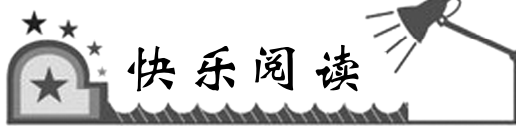
Mary _____.
She _____.
She _____.
She _____.

拓展演练 

VI. Choose and write. (选一选,写一写你的家庭成员吧。)

old young tall short fat thin good bad
nice naughty shy cool clever lovely...

This is my family.
 This is _____.
 He is _____.
 This is _____.
 She is _____.
 I am _____.
 I like _____.



Look for a friend

- Sam is a little fish. He lives in the sea. He is very lonely(孤单的).
- Sam sees a starfish. The starfish has five legs. He doesn't look like
- Sam. So Sam goes away.



Sam meets a shark. He wants to say hello to the shark. The shark opens his big mouth. Sam runs away.

Then he sees a round fish. The round fish says, "Would you like to be my friend?" Sam says, "Yes! But you are round. I am flat." The round fish says, "But we are both fishes."



They become good friends.

Do you have a friend? Who is he/she?